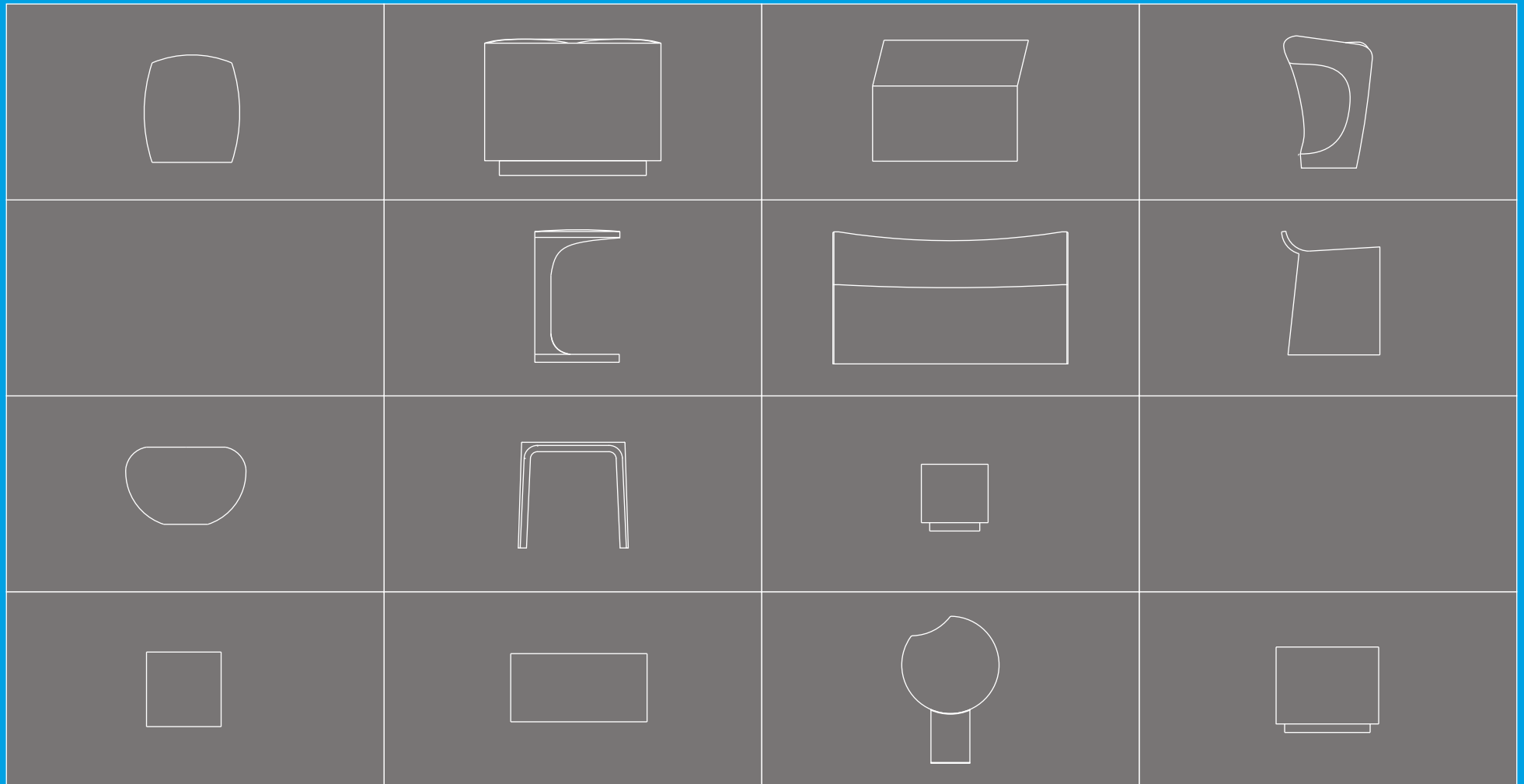


SEATS





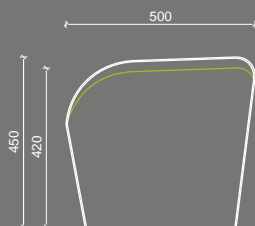
SPECIFICATIONS

MATERIAL	Cast stone
FIXING	Free-standing
WEIGHT	360 kg
FINISHES	Fair faced / Micro etched / Polished / Velvet Waterproof and anti-graffiti protection

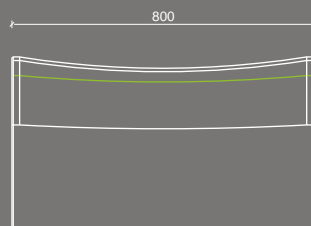


GEOMETRY


Side view



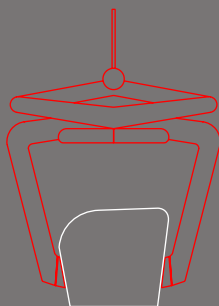
Front view



Top view



HANDLING



Perimeter is easily noticeable with white cane.
Appropriate seat height. Easy to stand-up thanks to back slope under seating.
Volume is easily understandable and friendly for people with cognitive disabilities.



Designer: Sophie Boonman (NL)

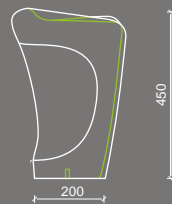
SPECIFICATIONS

MATERIAL	Cast stone
FIXING	1x M12 Shelfe - length 200 mm
WEIGHT	71 kg
FINISHES	Micro etched / Polished / Velvet Waterproof and anti-graffiti protection




GEOMETRY

Side view



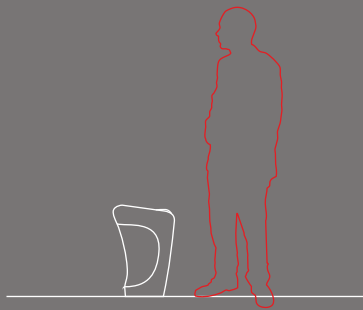
Front view



Top view



HANDLING




Perimeter is easily noticeable with white cane.
Appropriate seat height. Easy to stand-up thanks to back slope under seating.
Volume is easily understandable and friendly for people with cognitive disabilities.



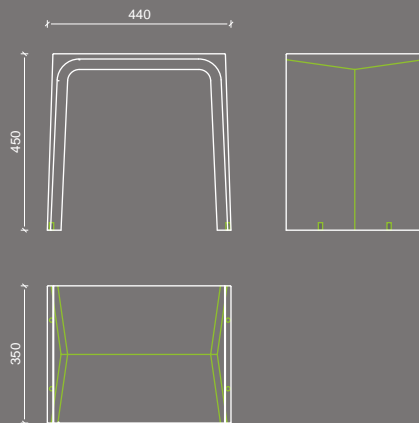
Designer: Manon de Smet (BE)

SPECIFICATIONS

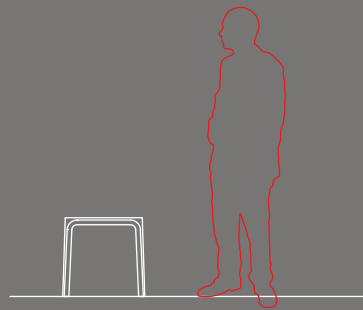
MATERIAL	UHPC
FIXING	4x M6 Shelve - length 120 mm
WEIGHT	28 kg
FINISHES	Fair faced Waterproof and anti-graffiti protection



GEOMETRY



HANDLING



Perimeter is easily noticeable with white cane.
Appropriate seat height. Easy to stand-up thanks to free room under seating.



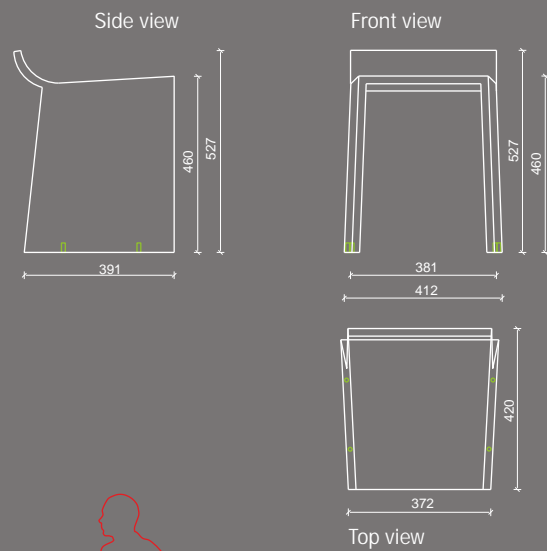
Designer: Roel Vandebeek (BE)

SPECIFICATIONS


MATERIAL	UHPC
FIXING	4x M6 Shelfe
WEIGHT	25 kg
FINISHES	Fair faced Waterproof and anti-graffiti protection



GEOMETRY



HANDLING



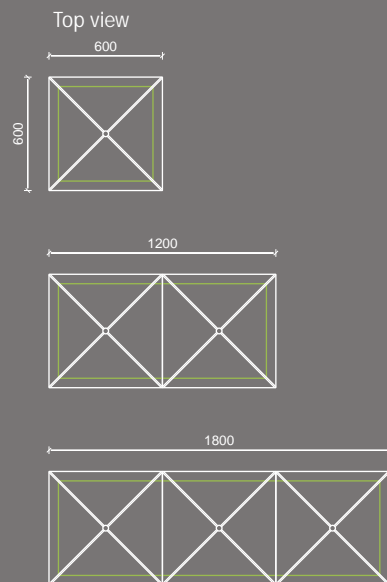
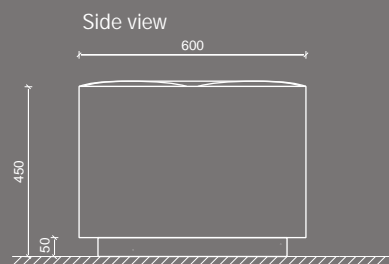


Designer: Roel Vandebeek (BE)


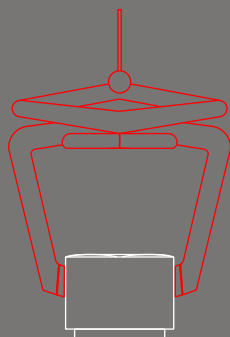
SPECIFICATIONS

MATERIAL	Cast stone
FIXING	Free-standing
WEIGHT	Sq. 1: 380 kg - Sq. 2: 765 kg - Sq. 3: 1145 kg
FINISHES	Fair faced Waterproof and anti-graffiti protection

GEOMETRY



HANDLING



Perimeter is easily noticeable with white cane.
Volume is easily understandable and friendly for people with cognitive disabilities.

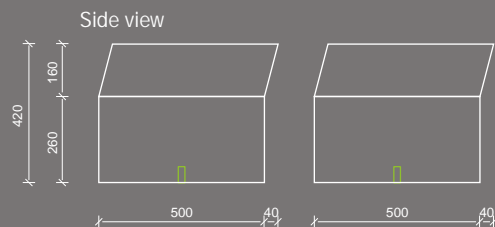


Designer: Roel Vandebeek (BE)

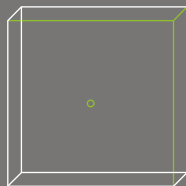
SPECIFICATIONS

MATERIAL	Cast stone
FIXING	1x M12 Shelve - length 200 mm
WEIGHT	255 kg
FINISHES	Micro etched / Polished / Velvet Waterproof and anti-graffiti protection

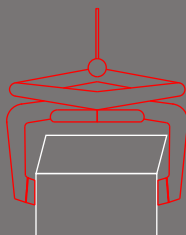
GEOMETRY



Top view



HANDLING



Perimeter is easily noticeable with white cane.
Volume is easily understandable and friendly for people with cognitive disabilities.





Designer: Jan Contreras (BE)

SPECIFICATIONS

MATERIAL	Cast stone
FIXING	1x M12 Shelve - length 200 mm
WEIGHT	170 kg
FINISHES	Micro etched / Polished / Velvet Waterproof and anti-graffiti protection

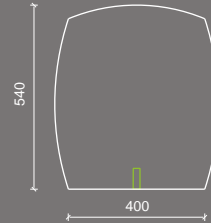


GEOMETRY

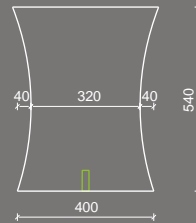
Crosscut



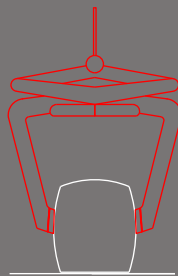
Front view



Side view



HANDLING



Perimeter is easily noticeable with white cane.
Volume is easily understandable and friendly for people with cognitive disabilities.



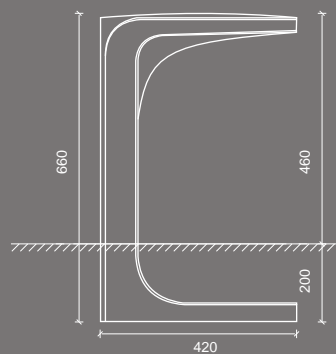
Designer: ipv Delft (NL)

SPECIFICATIONS

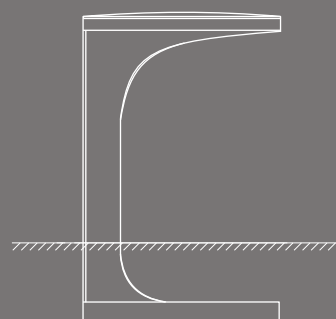
MATERIAL	UHPC
FIXING	Base to bury
WEIGHT	60 kg
FINISHES	Fair faced
	Waterproof and anti-graffiti protection

GEOMETRY

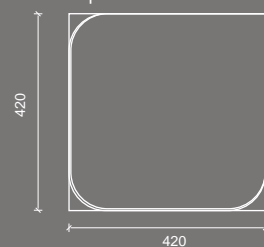
Side view



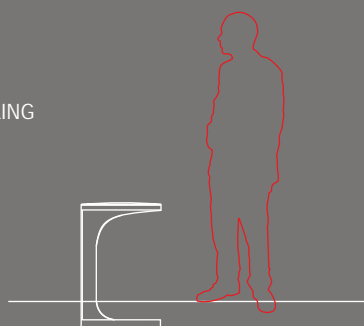
Front view



Top view



HANDLING

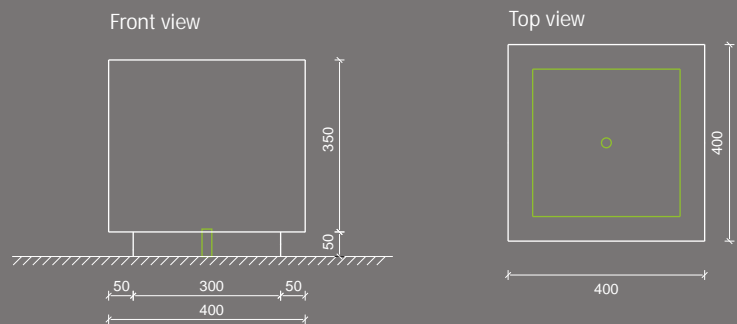




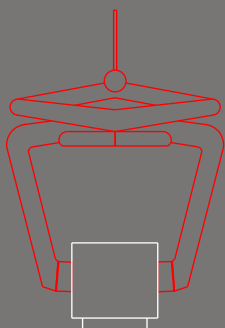
SPECIFICATIONS

MATERIAL	Cast stone
FIXING	1x M12 Shelve - length 200 mm
WEIGHT	145 kg
FINISHES	Micro etched / Polished / Velvet Waterproof and anti-graffiti protection

GEOMETRY



HANDLING



Perimeter is easily noticeable with white cane.
Volume is easily understandable and friendly for people with cognitive disabilities.

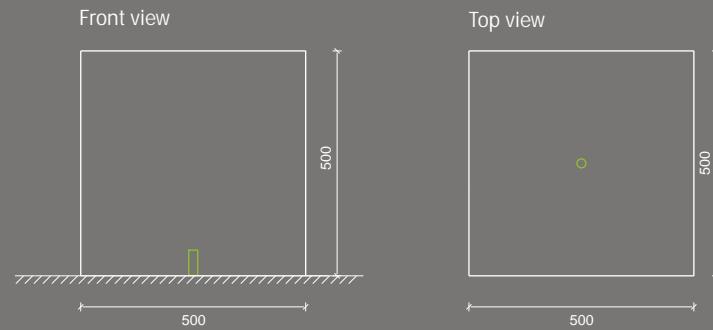


SPECIFICATIONS

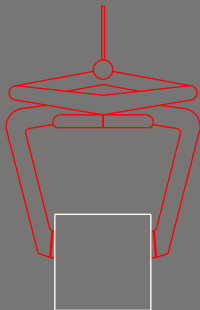
MATERIAL	Cast stone
FIXING	1x M12 Shelve - length 200 mm
WEIGHT	300 kg
FINISHES	Micro etched / Polished / Velvet Waterproof and anti-graffiti protection



GEOMETRY



HANDLING



Seat Cubo



Perimeter is easily noticeable with white cane.
Volume is easily understandable and friendly for people with cognitive disabilities.

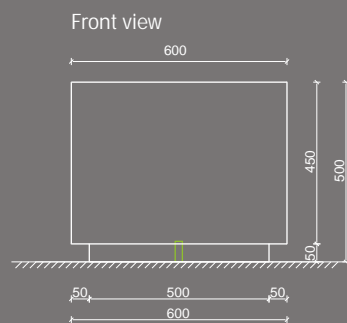


SPECIFICATIONS

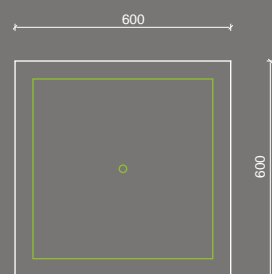
MATERIAL	Cast stone
FIXING	1x M12 Shelve - length 200 mm
WEIGHT	430 kg
FINISHES	Micro etched / Polished / Velvet Waterproof and anti-graffiti protection



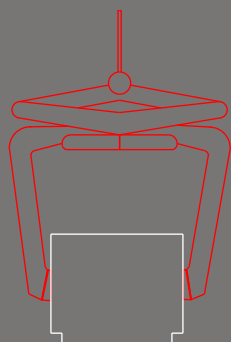
GEOMETRY



Top view



HANDLING

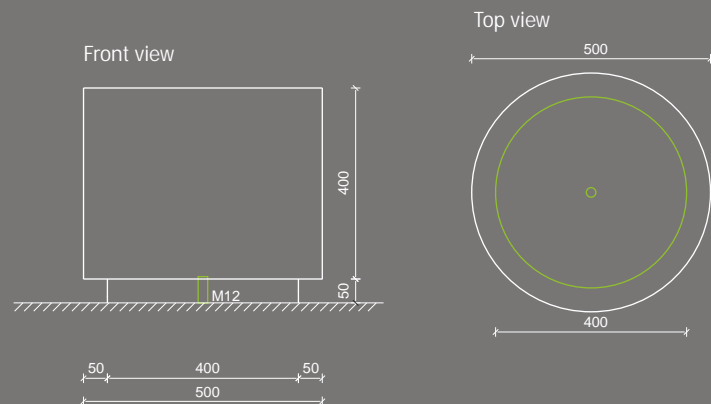


Perimeter is easily noticeable with white cane.
Volume is easily understandable and friendly for people with cognitive disabilities.

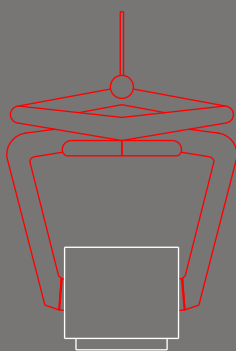
SPECIFICATIONS

MATERIAL	Cast stone
FIXING	1x M12 Shelve - length 200 mm
WEIGHT	200 kg
FINISHES	Micro etched / Polished / Velvet Waterproof and anti-graffiti protection

GEOMETRY



HANDLING

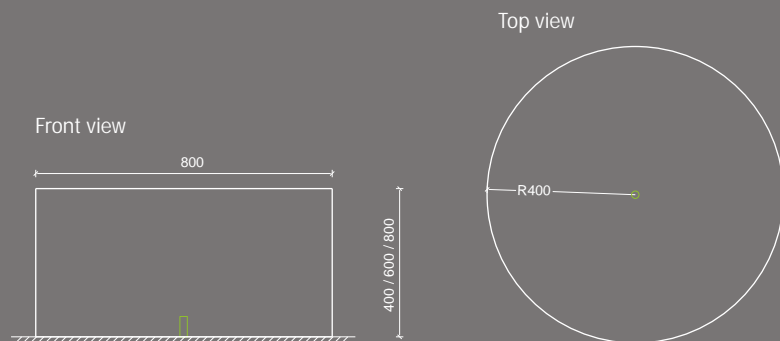




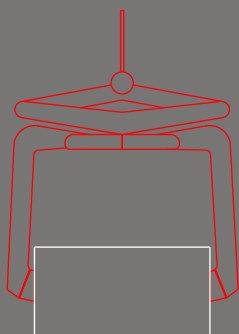
SPECIFICATIONS

MATERIAL	Cast stone
FIXING	1x M12 Shelve - length 200 mm
WEIGHT	see table
FINISHES	Micro etched / Polished / Velvet Waterproof and anti-graffiti protection

GEOMETRY



HANDLING



h40 cm - 480 kg

h60 cm - 720 kg

h80 cm - 965 kg



Perimeter is easily noticeable with white cane.
Volume is easily understandable and friendly for people with cognitive disabilities.



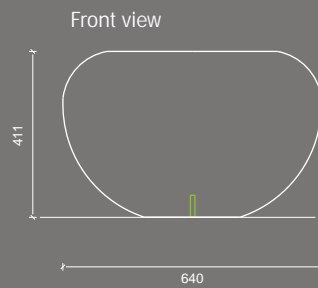
SPECIFICATIONS

MATERIAL	Cast stone
FIXING	1x M12 Shelfe - length 200 mm
WEIGHT	185 kg
FINISHES	Micro etched / Polished / Velvet Waterproof and anti-graffiti protection

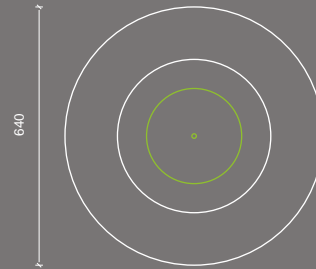


Seat Cloud

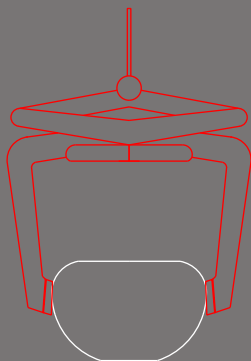
GEOMETRY



Top view



HANDLING



Perimeter is easily noticeable with white cane.
Volume is easily understandable and friendly for people with cognitive disabilities.



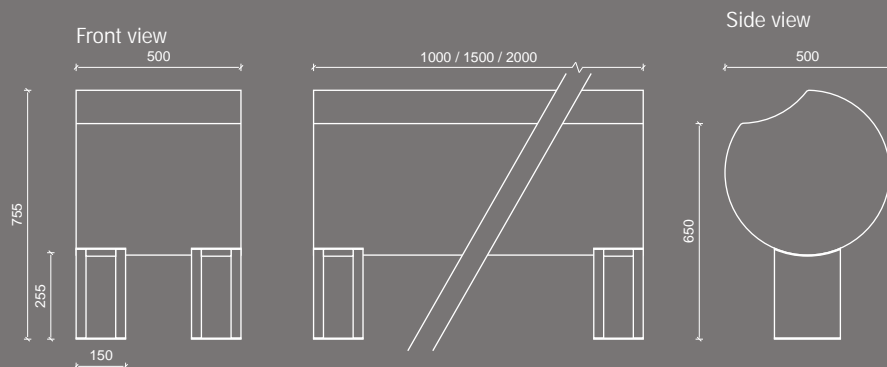
Architecte: Jean-Marc Ricour (BE)

SPECIFICATIONS

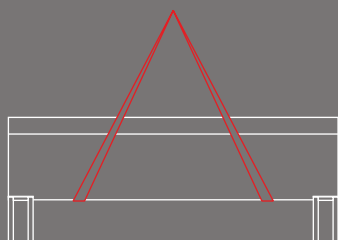
MATERIAL	Cast stone - Stainless steel feet
FIXING	8x M12
WEIGHT	see table
FINISHES	Micro etched / Polished / Velvet Waterproof and anti-graffiti protection



GEOMETRY



HANDLING



50 cm	- 228 kg
100 cm	- 456 kg
150 cm	- 684 kg
200 cm	- 910 kg



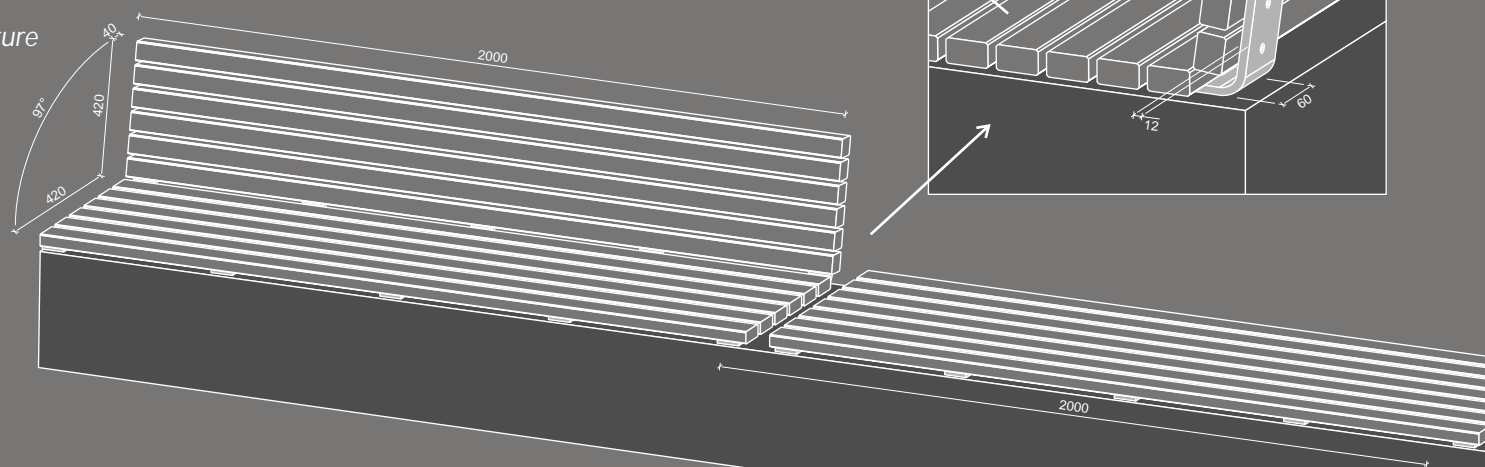
Perimeter is easily noticeable with white cane.
This standing seat enables people to take a small rest without really sitting. Easy to stand-up.
Volume is easily understandable and friendly for people with cognitive disabilities.

ACCESSORIES - OPTIONS



Specially designed to complete our street furniture offer

Standard wooden seatings on stainless steel structure



A question of quality and durability

Robinia wood is a durable European grown wood, PEFC.

(DIN-EN 350-2 durability class 1-2 / Belgian durability class 1 / French durability class IV).

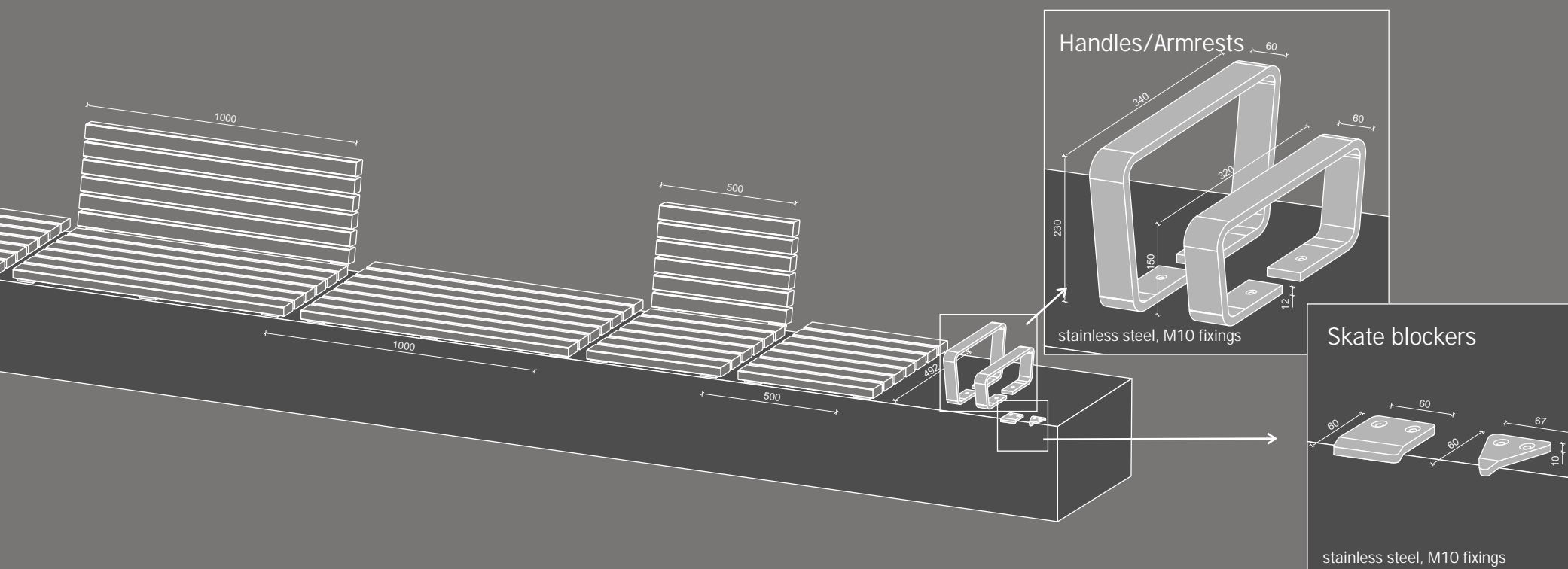
Robinia is a hard and heavy wood of 740kg/m³ (similar to oak), with an exceptional lifetime off-ground for urban furniture.

It comes untreated and does not require any treatment outdoor thanks to its natural robinetin antiseptic. Wood has a smooth, light yellow to honey colour and will become greyish with time.



Seatings with backrest, armrests are made to help people to easily sit, rest and to stand-up.

ACCESSORIES





STANDARD RANGE

NB: Non contractual pictures, colours may vary between this print and the reality.

028-20	828-20	328-20	428-20
000-17	825-20	325-20	425-20
032-00	829-20	329-20	429-20
012-05	812-05	312-05	412-05

Fair faced



Micro etched



Polished



Velvet



SPECIAL





THE TOUCH



LED LIGHTING



Outdoor lighting is a question of safety, beauty, orientation, practicality and comfort.

Show or hide the light source, choose the colour you want or decide to change it for another mood. LED lights that are encapsulated in the concrete with an aluminium profile at the factory.

The LED 24V solutions are IP68, the highest electrical protection level against dust and water.

Customized projects





Customized projects



URBA

STYLE